

Scaled data based on original data using  
LM-79-08 Approved Method: Electrical and Photometric Measurements of Solid-  
State Lighting Products

Test Report Prepared for  
Cooper Lighting Solutions  
(formerly Eaton)

Brand: INVUE

Report Number: P141424

Luminaire Tested: **EMM-F01-LED-E1-SLL-7030**

Issue Date: 03/03/2020

**Test Information**

Test Method: LM-79-08  
Report Number: P141424  
REPORT IS SCALED FROM IESNA LM-79-08 TEST DATA (P33693)  
Test Lab: INNOVATION CENTER-P3  
Issue Date: 03/03/2020  
Manufacturer: COOPER LIGHTING SOLUTIONS (FORMERLY EATON)  
Product Line: INVUE  
Catalog Number: EMM-F01-LED-E1-SLL-7030  
Description: EPIC MODERN MEDIUM DECORATIVE LED LUMINAIRE  
(1) LIGHTBARS WITH AccuLED OPTICS - 90° SPILL LIGHT ELIMINATOR LEFT  
Light Source: (7) 3000K CCT, 70 CRI LEDs  
Ballast/Driver: -

**Summary**

Lumens per Lamp: N/A  
Luminaire Lumens: 1972.1 lumens  
Efficiency: N/A  
Efficacy: 76.1 lumens/watt  
Luminous Opening: Rectangular (W 0.17' x L: 1' x H: 0')  
IES Classification: Type IV - Short - Non-Cutoff  
BUG Rating: B0 - U0 - G1

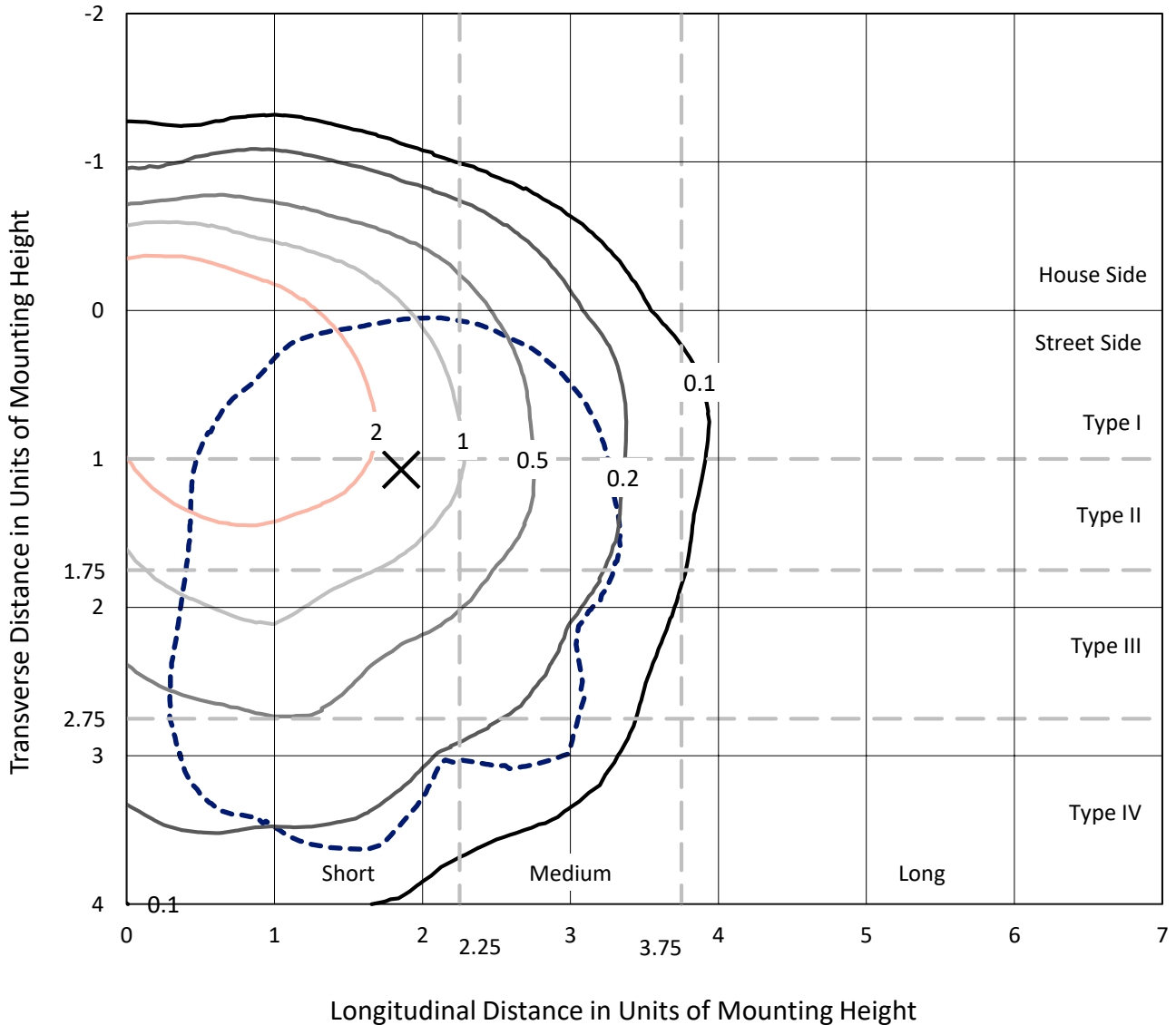
Input Watts (W): 25.9  
Input Voltage (V): NR  
Input Current (Ain): NR  
Voltage Rise (V): NR  
Power Factor: NR  
Total Harmonic Distortion (THDi): NR  
Frequency (hertz): 60  
Stabilization Time: NR  
Operation Time: NR  
Ambient Temperature (°C): NR  
Test Distance: 25 FT



REPORT NUMBER: P141424  
 CATALOG NUMBER: EMM-F01-LED-E1-SLL-7030

### Iso-Footcandle Lines of Horizontal Illumination

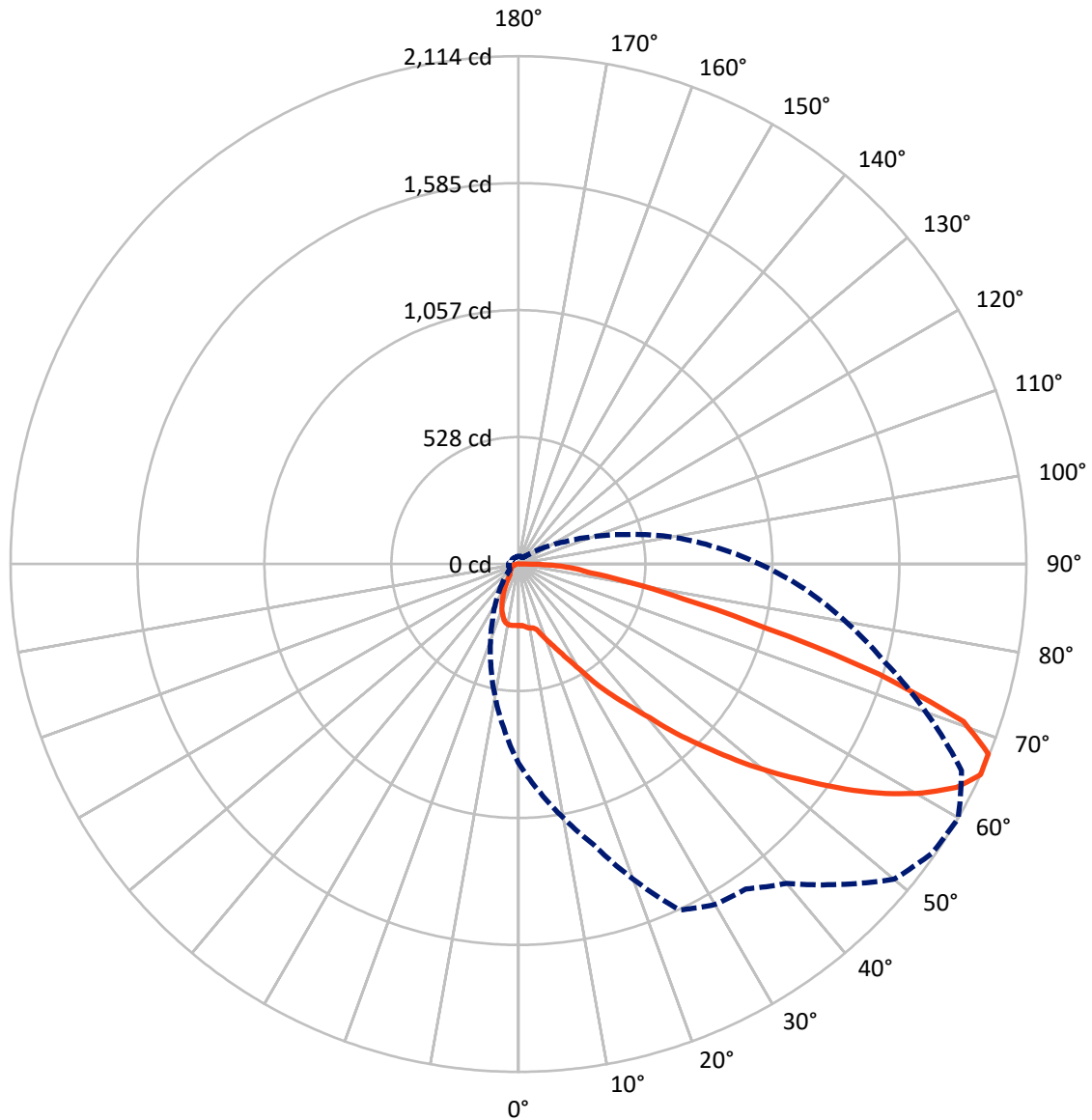
✕ Max cd  
 - - - 1/2 Max cd



Based on 10 foot mounting height. Maximum calculated value = 4.2 fc  
 Type IV - Short - Non-Cutoff

REPORT NUMBER: P141424  
CATALOG NUMBER: EMM-F01-LED-E1-SLL-7030

### Luminous Intensity Polar Plot



— Vertical Plane Through 60-Deg Lateral      - - - Horizontal Cone Through 65-Deg Vertical

REPORT NUMBER: P141424

CATALOG NUMBER: EMM-F01-LED-E1-SLL-7030

**FLUX DISTRIBUTION:**

		Downward	Upward	Total
<b>House Side</b>	Lumens	365.8	0.0	365.8
	% Fixture	18.5	0.0	18.5
<b>Street Side</b>	Lumens	1606.3	0.0	1606.3
	% Fixture	81.5	0.0	81.5
<b>Total</b>	Lumens	1972.1	0.0	1972.1
	% Fixture	100.0	0.0	100.0

**Coefficient of Utilization**

**ZONAL LUMENS:**

Zone	Lumens	% Fixture
0°-10°	24.8	1.3
10°-20°	74.5	3.8
20°-30°	123.8	6.3
30°-40°	180.9	9.2
40°-50°	275.2	14.0
50°-60°	395.6	20.1
60°-70°	486.4	24.7
70°-80°	325.4	16.5
80°-90°	85.6	4.3
90°-100°	0.0	0.0
100°-110°	0.0	0.0
110°-120°	0.0	0.0
120°-130°	0.0	0.0
130°-140°	0.0	0.0
140°-150°	0.0	0.0
150°-160°	0.0	0.0
160°-170°	0.0	0.0
170°-180°	0.0	0.0
0°-90°	1972.1	100.0
0°-180°	1972.1	100.0



REPORT NUMBER: P141424

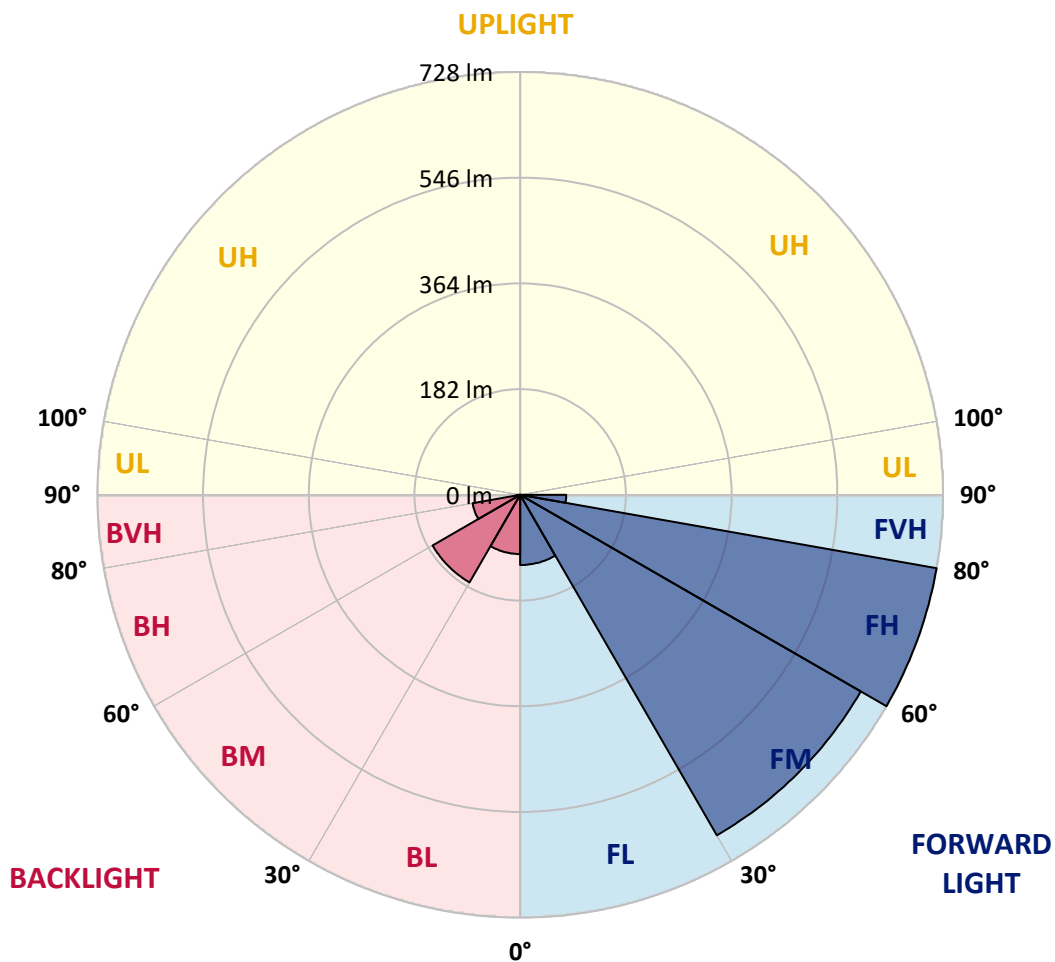
CATALOG NUMBER: EMM-F01-LED-E1-SLL-7030

**LUMINAIRE CLASSIFICATION SYSTEM LUMEN TABLE AND BUG RATING:**

Zone		Lumens	% Fixture	Zone Rating/Lumen Limit		
				B	U	G
FL	(0°-30°)	121.0	6.1			
FM	(30°-60°)	677.5	34.4			
FH	(60°-80°)	728.5	36.9			G1/1800
FVH	(80°-90°)	79.4	4.0			G1/100
BL	(0°-30°)	102.1	5.2	B0/110		
BM	(30°-60°)	174.2	8.8	B0/220		
BH	(60°-80°)	83.2	4.2	B0/110		G0/110
BVH	(80°-90°)	6.2	0.3			G0/10
UL	(90°-100°)	0.0	0.0		U0/0	
UH	(100°-180°)	0.0	0.0		U0/0	

**BUG Rating: B0-U0-G1**

Type IV Short





REPORT NUMBER: P141424

CATALOG NUMBER: EMM-F01-LED-E1-SLL-7030

**CANDELA DISTRIBUTION (FULL):**

	0°	5°	10°	15°	20°	25°	30°	35°	40°	45°	50°
0°	256.4	256.4	256.4	256.4	256.4	256.4	256.4	256.4	256.4	256.4	256.4
2.5°	256.6	256.9	256.9	256.6	256.4	256.6	256.1	256.6	256.4	256.1	256.4
5°	253.3	253.6	254.1	254.1	254.6	255.6	255.9	257.1	257.9	258.1	259.1
7.5°	245.6	246.8	247.6	248.6	250.1	252.6	254.3	257.4	259.6	261.6	264.4
10°	240.8	242.3	243.8	246.1	248.3	251.6	254.6	258.4	261.4	264.4	267.7
12.5°	242.0	243.8	245.8	247.6	251.1	254.1	257.9	262.4	263.9	266.9	269.7
15°	252.3	253.8	255.4	257.4	260.6	264.1	269.2	274.2	275.2	278.5	281.5
17.5°	266.2	266.4	268.9	272.4	275.5	281.2	287.3	294.1	298.3	300.3	302.1
20°	280.5	281.2	285.3	288.5	295.3	302.9	311.7	321.7	325.2	334.0	337.3
22.5°	301.8	301.6	306.4	310.9	318.4	326.5	339.3	353.1	361.2	367.9	370.5
25°	334.3	335.0	334.3	340.8	348.6	361.7	374.5	388.3	393.1	404.9	410.4
27.5°	366.4	372.2	380.0	382.0	391.6	406.7	416.7	431.5	443.1	446.4	455.4
30°	396.3	408.4	421.2	432.0	449.1	467.5	482.6	499.4	500.1	506.2	508.7
32.5°	426.8	445.6	464.5	478.3	494.9	519.3	547.1	574.5	592.4	610.7	601.4
35°	465.0	494.4	520.8	542.1	556.2	578.8	611.0	655.5	684.1	706.0	718.6
37.5°	499.9	544.4	584.8	615.3	649.7	665.8	686.9	719.1	752.0	772.3	782.9
40°	525.5	586.4	643.7	687.6	731.4	769.8	796.5	822.6	867.1	892.5	894.5
42.5°	545.6	623.0	692.2	755.3	819.6	873.4	905.5	938.7	995.3	1024.7	1022.4
45°	559.5	650.4	736.1	813.8	891.7	961.8	1023.9	1073.2	1131.0	1187.0	1175.7
47.5°	571.5	673.1	771.1	858.8	952.3	1039.8	1117.2	1186.5	1262.9	1338.6	1343.1
50°	583.6	691.4	802.8	903.8	1009.1	1118.9	1212.4	1301.6	1397.1	1493.4	1515.5
52.5°	600.2	712.0	832.2	944.8	1067.2	1183.0	1287.3	1398.4	1516.5	1609.5	1672.4
55°	625.1	740.7	868.6	985.7	1119.2	1246.9	1362.2	1490.4	1599.0	1713.8	1803.3
57.5°	665.8	778.9	910.8	1030.5	1169.4	1304.7	1424.5	1559.0	1662.6	1790.0	1902.3
60°	717.3	830.9	958.6	1083.5	1228.5	1385.8	1506.7	1606.3	1710.1	1839.0	1974.2
62.5°	775.9	889.7	1016.9	1145.8	1310.7	1481.1	1584.9	1641.7	1732.2	1872.7	2020.7
65°	827.4	944.8	1071.7	1208.4	1394.9	1588.7	1636.4	1650.7	1735.4	1886.2	2040.8
67.5°	869.6	1004.6	1122.9	1259.2	1483.6	1657.0	1637.4	1608.8	1691.0	1853.3	2002.4
70°	891.7	1031.2	1147.3	1263.7	1502.5	1666.6	1598.0	1520.1	1557.5	1716.3	1841.0
72.5°	867.3	1010.4	1102.1	1174.5	1389.6	1549.0	1461.5	1314.5	1348.6	1502.5	1534.6
75°	771.8	944.5	998.0	995.5	1111.4	1193.8	1130.5	1036.7	1124.0	1188.0	1155.1
77.5°	576.3	773.6	803.5	748.5	773.1	842.5	782.6	855.5	961.3	990.2	927.9
80°	362.4	567.0	570.3	501.7	488.6	515.7	592.9	748.0	849.0	843.0	760.5
82.5°	201.8	367.7	402.6	339.8	323.7	390.3	528.0	610.5	597.2	592.1	484.8
85°	138.0	251.1	306.9	294.3	325.5	389.3	433.0	387.0	372.7	317.4	257.6
87.5°	56.0	113.1	190.3	218.7	232.0	284.8	249.3	203.1	156.3	148.3	127.4
90°	0.0	0.0	0.0	0.0	0.0	0.0	0.0	0.0	0.0	0.0	0.0



REPORT NUMBER: P141424

CATALOG NUMBER: EMM-F01-LED-E1-SLL-7030

**CANDELA DISTRIBUTION (continued):**

	55°	60°	65°	70°	75°	80°	85°	90°	95°	100°	105°
0°	256.4	256.4	256.4	256.4	256.4	256.4	256.4	256.4	256.4	256.4	256.4
2.5°	255.6	256.1	256.1	256.4	256.6	256.9	256.9	256.9	257.1	257.4	257.1
5°	259.4	260.1	260.6	260.6	261.1	261.6	262.1	261.9	262.6	263.1	263.4
7.5°	265.4	266.9	268.2	269.2	269.7	269.7	269.7	268.9	269.7	269.9	270.2
10°	269.7	271.4	271.7	272.7	272.4	272.2	271.7	271.2	271.4	271.9	272.7
12.5°	270.9	272.7	273.2	274.0	273.7	273.4	272.4	272.4	272.2	272.9	273.7
15°	281.2	282.7	285.3	283.0	283.3	281.2	279.5	278.5	278.0	278.5	279.0
17.5°	304.9	307.4	306.4	302.9	302.6	298.3	297.6	292.5	292.5	292.5	291.0
20°	337.3	337.0	335.3	331.8	324.2	322.7	317.2	313.2	309.4	308.6	306.9
22.5°	372.7	369.0	367.9	360.7	355.9	346.8	338.5	335.5	332.0	331.3	331.0
25°	407.2	408.7	401.4	397.9	385.8	377.8	373.0	365.4	365.4	364.4	363.2
27.5°	450.4	455.4	447.4	442.3	431.0	419.7	411.4	406.9	402.1	398.9	389.8
30°	511.5	514.7	509.2	498.9	484.8	464.7	453.4	448.4	439.6	428.5	413.7
32.5°	597.4	592.9	574.0	555.9	537.6	518.5	504.9	495.9	482.3	460.2	432.0
35°	708.8	669.8	646.2	621.3	600.2	578.8	568.5	552.2	521.3	485.3	447.6
37.5°	763.5	746.2	719.1	700.5	675.3	654.0	630.6	602.7	562.7	511.2	458.9
40°	873.4	840.7	819.6	798.5	767.6	738.4	706.7	661.8	597.4	533.3	467.7
42.5°	988.7	964.6	926.4	898.3	875.1	826.9	776.6	713.8	632.9	553.4	475.8
45°	1139.0	1083.7	1036.5	1012.6	967.1	908.3	849.8	760.0	665.5	574.5	484.8
47.5°	1290.1	1219.0	1170.2	1125.7	1077.2	998.3	907.1	800.2	690.7	592.1	492.4
50°	1452.2	1358.4	1302.1	1248.9	1168.9	1073.4	957.3	833.4	716.8	608.7	499.1
52.5°	1617.1	1498.7	1418.3	1356.2	1257.2	1139.0	1002.8	867.8	744.7	624.8	504.7
55°	1765.4	1654.3	1550.5	1454.7	1335.6	1198.3	1044.5	898.8	769.8	641.6	508.2
57.5°	1899.8	1803.0	1679.1	1550.7	1407.7	1253.4	1083.0	932.2	793.5	654.0	507.9
60°	1992.1	1935.5	1806.8	1650.2	1483.1	1303.9	1129.2	969.4	814.3	662.8	505.9
62.5°	2058.4	2047.1	1934.7	1746.0	1544.7	1349.4	1174.0	1000.3	829.4	663.8	497.4
65°	2099.9	2113.7	2034.8	1806.8	1579.1	1384.1	1196.1	1003.1	818.6	647.2	474.8
67.5°	2073.7	2109.4	2034.3	1780.4	1546.2	1351.7	1163.7	956.8	761.0	595.7	424.0
70°	1911.6	1965.2	1891.0	1605.5	1385.1	1226.5	1044.3	821.9	654.7	490.6	335.0
72.5°	1499.4	1570.1	1505.2	1309.4	1146.6	1013.9	878.7	645.4	499.1	360.4	225.2
75°	1034.5	1061.6	1022.9	887.7	837.7	785.9	659.5	433.8	329.7	222.4	132.5
77.5°	802.5	704.2	630.1	574.8	573.8	564.2	431.5	259.6	197.3	122.4	73.6
80°	603.4	473.8	391.1	342.1	355.6	397.6	251.6	133.2	102.0	67.6	45.2
82.5°	397.1	302.4	241.3	213.6	215.9	249.3	126.4	73.4	50.3	38.5	29.4
85°	242.0	235.0	209.6	190.3	175.4	171.4	98.3	56.3	27.9	19.9	15.1
87.5°	118.1	140.0	170.9	173.2	148.8	126.2	51.0	16.1	11.8	6.3	4.5
90°	0.0	0.0	0.0	0.0	0.0	0.0	0.0	0.0	0.0	0.0	0.0



REPORT NUMBER: P141424

CATALOG NUMBER: EMM-F01-LED-E1-SLL-7030

**CANDELA DISTRIBUTION (continued):**

	110°	115°	120°	125°	130°	135°	140°	145°	150°	155°	160°
0°	256.4	256.4	256.4	256.4	256.4	256.4	256.4	256.4	256.4	256.4	256.4
2.5°	257.4	258.6	258.1	257.9	257.9	259.1	259.1	258.6	258.6	258.9	258.9
5°	263.4	264.7	264.1	264.4	264.9	265.2	265.9	265.2	264.7	265.2	264.9
7.5°	270.4	271.7	271.4	271.9	272.4	272.9	273.4	273.2	272.7	272.7	272.4
10°	273.4	276.0	277.0	278.0	279.2	279.7	280.5	280.5	279.5	279.5	278.2
12.5°	275.5	277.5	280.0	281.5	283.8	285.5	286.3	286.5	285.8	284.8	283.5
15°	279.7	281.2	283.8	285.3	288.0	290.3	291.8	291.5	290.5	287.8	284.0
17.5°	290.3	290.0	291.0	292.0	292.8	294.1	293.6	291.3	286.5	281.5	276.2
20°	306.1	305.9	304.4	302.1	299.3	295.8	290.3	283.5	275.5	266.4	258.4
22.5°	328.5	326.2	324.2	318.2	308.6	296.8	282.5	269.2	259.6	250.8	242.0
25°	358.1	352.6	342.8	328.7	313.7	296.1	275.2	257.4	245.3	235.0	226.2
27.5°	376.7	363.9	347.6	328.2	308.1	285.5	262.4	244.8	231.2	219.9	209.9
30°	392.6	369.5	346.6	322.0	296.6	273.2	248.8	230.0	214.1	201.6	189.5
32.5°	401.4	370.5	341.8	312.4	284.8	258.1	231.7	211.4	196.3	180.7	164.1
35°	406.9	367.4	332.8	299.6	269.2	241.5	213.9	191.5	171.7	152.6	136.0
37.5°	408.4	362.4	320.9	285.3	250.6	220.4	194.3	168.1	148.3	127.7	108.6
40°	407.7	352.9	306.1	262.9	226.4	197.3	171.9	148.0	126.2	107.8	89.5
42.5°	404.6	342.1	288.5	244.5	207.9	180.0	156.6	132.5	112.8	93.2	77.7
45°	403.6	331.5	275.2	230.5	195.3	167.9	145.0	121.6	101.0	82.4	66.9
47.5°	401.4	322.0	262.9	219.7	185.0	158.6	135.0	112.1	90.7	73.9	58.8
50°	396.3	311.7	253.8	211.4	176.4	149.3	125.2	100.5	79.7	63.1	51.5
52.5°	391.1	305.1	248.1	203.1	167.4	138.2	114.4	89.5	69.9	54.3	45.5
55°	385.8	300.1	240.3	193.3	155.6	126.9	102.8	79.9	61.6	48.3	42.0
57.5°	380.0	293.3	230.7	180.7	142.3	114.4	90.2	68.6	53.5	43.5	39.2
60°	375.2	283.8	214.1	163.1	124.4	96.8	74.9	57.3	45.5	39.2	37.4
62.5°	362.7	265.4	190.3	137.2	101.0	75.7	57.1	44.7	38.2	35.2	35.4
65°	332.3	224.4	151.1	107.1	70.9	50.8	40.7	34.2	31.2	31.2	31.9
67.5°	280.0	170.9	107.1	68.1	46.5	36.7	31.2	28.4	27.9	28.4	29.7
70°	198.3	110.8	67.1	44.5	34.9	29.7	26.9	25.9	25.4	25.9	26.4
72.5°	122.1	65.3	42.7	34.7	29.9	26.6	24.9	24.1	23.9	23.9	23.6
75°	66.6	43.7	34.2	30.2	27.1	24.6	22.9	21.6	21.4	21.6	21.1
77.5°	42.5	34.2	30.4	27.9	25.1	21.9	20.4	19.4	19.4	19.1	18.6
80°	33.2	30.4	27.9	25.4	21.1	18.6	17.1	16.8	16.6	16.3	16.3
82.5°	24.9	24.1	22.9	20.6	16.8	14.8	14.1	14.1	13.8	13.1	13.1
85°	14.3	14.1	15.1	13.3	11.3	9.8	9.8	10.1	10.3	10.1	9.3
87.5°	4.8	4.0	4.3	4.3	3.5	2.8	3.8	4.5	4.3	3.8	4.5
90°	0.0	0.0	0.0	0.0	0.0	0.0	0.0	0.0	0.0	0.0	0.0



REPORT NUMBER: P141424

CATALOG NUMBER: EMM-F01-LED-E1-SLL-7030

**CANDELA DISTRIBUTION (continued):**

	165°	170°	175°	180°	185°	190°	195°	200°	205°	210°	215°
0°	256.4	256.4	256.4	256.4	256.4	256.4	256.4	256.4	256.4	256.4	256.4
2.5°	258.1	258.6	259.6	258.6	258.1	258.1	257.6	257.9	257.1	256.4	256.6
5°	264.4	263.9	264.4	263.6	262.1	261.9	260.9	260.9	259.9	258.9	258.4
7.5°	271.4	270.7	270.9	269.4	267.7	266.4	265.2	264.7	263.4	261.9	260.9
10°	277.0	276.2	275.7	274.0	271.7	270.4	268.7	267.7	266.4	264.4	263.4
12.5°	280.5	278.7	277.7	274.7	272.7	271.4	269.4	268.9	267.4	265.7	264.9
15°	279.7	275.7	272.7	269.2	266.4	264.7	262.9	262.4	261.6	260.9	259.4
17.5°	267.4	262.4	259.1	251.8	247.8	246.1	245.8	245.6	245.0	245.0	243.3
20°	250.3	244.5	239.5	232.5	227.2	225.4	220.7	219.4	217.9	219.4	217.9
22.5°	235.0	227.7	221.9	216.1	209.9	204.8	198.6	195.5	191.3	190.3	190.8
25°	218.7	209.6	202.3	195.5	188.7	181.7	175.9	171.7	168.9	165.1	161.6
27.5°	198.8	191.3	181.5	175.9	167.9	160.1	154.1	149.5	144.5	141.5	136.5
30°	178.7	167.1	157.3	149.5	140.7	137.0	131.2	126.4	121.9	118.6	114.4
32.5°	152.6	140.5	130.2	121.1	115.1	109.8	106.3	102.3	100.0	97.3	94.5
35°	124.9	109.8	97.5	93.5	86.7	87.0	85.2	83.2	81.4	78.9	78.7
37.5°	94.2	82.4	74.4	69.4	68.4	66.9	67.1	66.9	66.4	65.6	65.6
40°	74.6	64.1	58.8	57.8	57.8	57.6	57.3	57.3	57.3	56.8	56.5
42.5°	63.8	56.3	54.5	54.0	53.5	53.3	52.8	52.0	52.0	51.5	50.8
45°	56.3	52.0	51.5	51.0	51.0	50.3	49.5	49.0	48.8	48.5	48.0
47.5°	51.5	49.3	48.8	48.3	48.0	47.5	46.7	46.0	45.7	45.5	45.5
50°	46.2	44.7	44.7	44.7	44.0	43.5	42.7	42.2	42.2	42.0	41.7
52.5°	42.5	41.7	41.5	41.2	40.7	40.0	39.5	39.2	39.0	39.2	39.0
55°	40.7	40.2	40.0	39.5	39.0	38.2	37.7	36.9	36.7	37.2	37.2
57.5°	38.7	38.5	38.2	37.7	37.2	36.2	35.4	34.9	34.9	35.7	35.4
60°	38.0	37.7	37.4	37.2	36.4	35.2	33.9	33.4	33.4	34.2	34.2
62.5°	36.2	35.9	35.7	35.4	34.4	33.4	32.2	31.7	31.9	32.4	33.2
65°	32.9	33.2	32.9	32.9	32.2	31.4	30.7	30.2	29.9	30.2	30.9
67.5°	29.9	30.2	30.2	30.2	29.9	29.2	28.7	27.9	27.4	27.6	27.9
70°	27.1	27.4	27.6	27.6	27.1	26.4	25.6	24.9	24.6	24.9	24.9
72.5°	24.1	24.1	24.1	24.4	24.1	23.9	22.9	21.9	21.9	21.6	21.9
75°	21.1	21.1	21.1	21.1	20.6	20.6	20.1	19.1	18.8	19.1	19.4
77.5°	18.6	18.1	17.8	17.8	17.8	17.3	17.1	17.1	16.8	16.8	16.8
80°	15.3	14.8	14.3	14.1	14.3	14.3	14.8	14.8	14.6	14.6	14.6
82.5°	12.1	11.1	10.8	10.8	10.3	10.8	11.8	13.1	12.6	12.8	12.8
85°	8.8	7.8	7.3	7.3	6.8	7.8	9.0	10.1	9.6	10.1	9.8
87.5°	4.0	3.8	3.0	2.5	3.0	4.5	5.3	5.5	4.8	5.8	5.8
90°	0.0	0.0	0.0	0.0	0.0	0.0	0.0	0.0	0.0	0.0	0.0



REPORT NUMBER: P141424

CATALOG NUMBER: EMM-F01-LED-E1-SLL-7030

**CANDELA DISTRIBUTION (continued):**

	220°	225°	230°	235°	240°	245°	250°	255°	260°	265°	270°
0°	256.4	256.4	256.4	256.4	256.4	256.4	256.4	256.4	256.4	256.4	256.4
2.5°	257.6	256.6	256.4	256.6	256.1	256.9	256.9	256.6	256.6	256.4	256.9
5°	259.1	257.9	257.1	257.1	256.6	257.4	256.9	256.6	256.4	256.4	256.4
7.5°	261.4	259.6	258.4	257.6	256.6	256.6	255.9	255.1	254.6	254.3	254.3
10°	263.4	260.9	258.9	257.1	255.6	254.3	253.1	251.3	250.8	250.3	250.6
12.5°	263.1	260.4	257.4	254.6	251.1	249.6	246.3	244.3	244.3	243.0	243.8
15°	257.6	252.8	248.6	244.0	239.8	236.8	232.7	230.5	229.2	229.0	230.7
17.5°	241.0	236.5	232.5	227.5	221.9	219.9	217.2	216.1	215.4	216.6	217.9
20°	218.7	212.9	209.1	206.1	206.1	205.6	204.3	202.6	201.1	200.8	202.3
22.5°	187.0	184.7	185.5	183.5	183.5	182.5	184.5	181.2	183.0	181.5	182.2
25°	160.6	159.6	159.1	158.8	158.8	160.6	160.3	160.9	159.1	160.1	159.8
27.5°	136.7	135.5	133.7	134.7	135.7	137.0	137.5	137.7	139.2	136.5	137.5
30°	113.9	111.8	113.1	112.1	112.6	112.3	112.3	112.3	113.4	115.4	113.9
32.5°	93.2	92.2	93.5	91.7	92.0	92.0	91.5	90.7	91.2	89.0	90.7
35°	77.2	75.9	76.9	76.2	75.4	73.4	72.6	71.4	71.6	71.1	70.9
37.5°	64.6	64.3	63.6	63.6	63.1	62.8	61.6	61.8	62.1	62.6	62.6
40°	55.8	55.5	55.3	55.8	56.0	56.3	56.8	57.3	58.1	58.8	59.6
42.5°	50.8	50.8	50.8	51.8	52.5	53.8	54.5	55.5	56.5	57.8	58.8
45°	47.8	47.5	48.0	48.8	50.0	51.3	52.5	54.0	55.5	56.8	57.6
47.5°	45.2	45.0	45.5	46.2	47.5	49.5	51.3	53.0	54.8	56.0	56.5
50°	42.0	42.0	42.2	43.0	44.2	46.0	47.8	49.8	51.5	52.5	53.0
52.5°	39.5	39.7	39.7	40.5	41.7	43.2	45.0	46.7	48.0	48.8	49.8
55°	36.9	37.4	37.4	38.2	39.5	41.2	43.5	45.0	46.5	47.5	48.3
57.5°	35.2	35.4	35.4	36.4	38.0	39.5	41.7	43.7	45.5	46.7	47.8
60°	33.7	33.9	33.7	34.9	36.2	38.0	40.0	42.2	44.7	46.5	47.3
62.5°	32.4	32.4	32.2	33.2	33.9	34.9	36.7	39.2	41.5	43.0	43.7
65°	30.9	30.9	30.4	31.4	31.4	32.9	34.2	36.4	38.2	40.0	40.5
67.5°	27.9	28.4	28.1	28.9	29.9	30.9	32.4	34.2	35.9	37.2	38.0
70°	24.9	25.1	25.9	26.4	27.4	27.9	29.2	30.4	32.2	32.9	33.7
72.5°	22.1	22.4	22.9	23.4	24.4	24.9	25.9	26.9	28.4	29.2	29.9
75°	19.4	19.6	19.9	20.4	20.9	21.4	21.9	22.9	23.9	24.9	25.6
77.5°	16.6	16.8	17.6	17.3	17.8	18.1	18.8	19.4	19.9	20.9	21.9
80°	14.6	14.3	14.8	15.1	15.6	15.6	16.1	16.1	16.8	16.8	17.1
82.5°	12.3	12.1	12.6	13.3	13.6	13.6	14.1	13.1	12.8	13.1	13.8
85°	9.3	9.6	9.8	10.8	11.1	11.1	11.6	10.8	9.8	9.8	10.3
87.5°	5.3	4.0	5.8	6.8	6.8	7.0	7.5	7.3	7.0	5.5	5.8
90°	0.0	0.0	0.0	0.0	0.0	0.0	0.0	0.0	0.0	0.0	0.0



REPORT NUMBER: P141424  
 CATALOG NUMBER: EMM-F01-LED-E1-SLL-7030

REPORT N  
 CATALOG

**CANDELA DISTRIBUTION (continued):**

**CANDELA**

	275°	280°	285°	290°	295°	300°	305°	310°	315°	320°	325°	
0°	256.4	256.4	256.4	256.4	256.4	256.4	256.4	256.4	256.4	256.4	256.4	0°
2.5°	256.6	256.9	257.1	257.4	257.6	257.4	257.9	257.4	257.6	257.1	256.9	2.5°
5°	256.4	256.6	256.6	257.1	257.4	256.6	257.1	256.4	256.4	255.9	255.1	5°
7.5°	254.6	255.1	255.1	255.6	255.6	254.8	254.8	253.3	252.8	251.1	249.8	7.5°
10°	251.1	251.8	252.3	253.3	253.8	252.6	251.8	250.1	248.1	246.1	244.0	10°
12.5°	245.0	245.3	247.1	248.6	249.3	250.1	249.6	249.3	247.3	246.1	245.3	12.5°
15°	231.2	233.2	235.0	238.5	241.0	243.8	245.8	248.1	249.1	250.3	250.8	15°
17.5°	219.2	221.4	222.7	225.7	228.2	232.5	237.8	243.5	247.6	252.6	257.4	17.5°
20°	202.3	206.1	207.1	211.9	215.1	220.7	226.4	233.7	241.8	249.6	258.1	20°
22.5°	183.5	185.2	187.2	192.3	196.3	203.3	212.1	222.2	231.5	242.3	254.6	22.5°
25°	160.6	162.9	164.9	170.4	176.2	182.7	193.3	205.6	217.4	231.7	247.8	25°
27.5°	138.0	139.7	143.3	147.3	153.8	160.9	173.9	187.5	201.1	218.4	237.5	27.5°
30°	114.4	116.1	117.9	122.6	129.4	137.7	149.5	165.6	181.7	200.3	222.9	30°
32.5°	91.7	92.2	95.8	99.3	105.1	112.1	124.9	140.5	157.8	180.5	202.8	32.5°
35°	71.6	74.6	76.2	80.9	84.4	91.7	102.5	116.9	135.0	157.8	182.0	35°
37.5°	63.6	64.6	66.6	70.1	74.9	81.4	89.0	100.0	115.6	135.0	157.6	37.5°
40°	60.6	61.6	63.1	65.8	70.4	76.4	82.7	91.5	103.5	118.9	139.2	40°
42.5°	59.6	59.8	60.3	62.8	67.4	74.1	81.7	90.0	99.3	111.6	127.7	42.5°
45°	58.3	58.3	58.6	60.3	64.3	71.4	80.9	91.5	102.0	113.1	126.7	45°
47.5°	57.3	57.6	57.3	58.1	61.1	67.9	78.4	91.2	105.3	119.6	134.5	47.5°
50°	53.3	53.3	53.5	53.8	56.0	62.6	72.9	87.0	104.3	123.7	144.0	50°
52.5°	50.0	50.5	50.5	51.0	52.5	57.8	68.1	82.9	101.8	124.4	151.8	52.5°
55°	49.0	49.5	49.8	49.8	50.8	55.3	65.1	79.2	99.0	123.7	154.8	55°
57.5°	48.3	48.8	49.0	48.8	49.5	53.3	62.3	76.2	96.0	121.9	156.1	57.5°
60°	47.5	47.8	47.3	46.7	47.0	50.3	58.3	71.9	92.5	119.4	155.6	60°
62.5°	44.0	44.2	43.7	43.2	42.7	45.2	52.5	65.8	85.2	113.6	151.6	62.5°
65°	41.0	41.0	41.0	40.5	40.0	41.5	46.7	58.1	74.9	103.3	142.3	65°
67.5°	38.5	38.2	38.2	38.0	37.4	38.0	41.2	49.0	62.1	87.0	125.4	67.5°
70°	34.4	34.2	34.4	34.2	33.7	33.7	35.2	39.5	48.3	63.8	97.5	70°
72.5°	30.4	30.7	31.2	31.2	31.2	31.4	31.4	32.7	37.4	45.7	66.4	72.5°
75°	26.1	26.4	27.1	28.1	27.6	27.9	27.9	28.7	31.2	36.2	46.5	75°
77.5°	22.1	22.9	23.9	24.1	23.4	23.4	23.9	25.1	27.4	30.4	35.4	77.5°
80°	18.1	19.1	19.4	19.9	20.1	20.1	20.6	21.6	23.9	27.6	31.7	80°
82.5°	14.3	15.1	15.8	16.6	17.1	17.8	18.1	18.6	20.9	24.6	29.2	82.5°
85°	10.8	11.6	12.6	13.3	13.8	14.6	14.3	14.6	15.8	18.8	22.1	85°
87.5°	6.5	6.5	7.3	7.5	7.8	7.8	8.3	7.3	7.8	10.1	12.1	87.5°
90°	0.0	0.0	0.0	0.0	0.0	0.0	0.0	0.0	0.0	0.0	0.0	90°



NUMBER: P141424

NUMBER: EMM-F01-LED-E1-SLL-7030

**DISTRIBUTION (continued):**

330°	335°	340°	345°	350°	355°	360°
256.4	256.4	256.4	256.4	256.4	256.4	256.4
257.1	256.9	256.6	256.9	257.4	257.4	256.6
255.4	254.6	254.1	254.1	254.1	253.8	253.3
249.3	248.1	247.3	246.8	246.6	246.6	245.6
242.8	242.0	240.5	240.0	240.3	241.0	240.8
244.3	242.0	241.3	241.3	241.0	242.3	242.0
252.6	252.6	251.6	251.3	250.8	252.3	252.3
261.4	263.6	264.7	263.6	263.9	264.1	266.2
266.2	272.7	276.2	279.0	279.2	280.7	280.5
266.9	278.7	288.0	294.1	299.6	302.4	301.8
263.1	279.5	295.8	311.1	322.7	329.0	334.3
258.1	277.5	298.6	320.2	339.0	355.9	366.4
246.3	270.9	298.1	325.7	352.6	376.7	396.3
229.7	258.1	290.5	327.0	364.7	398.1	426.8
207.6	238.0	277.5	322.2	372.0	421.7	465.0
183.7	217.2	260.4	314.2	375.7	440.6	499.9
162.9	195.8	243.0	303.9	375.2	452.9	525.5
149.3	180.2	228.0	294.1	372.7	459.9	545.6
144.8	172.7	217.9	286.3	371.2	465.0	559.5
150.8	174.9	215.6	282.7	370.7	470.7	571.5
164.9	187.5	224.2	288.5	375.2	476.5	583.6
178.2	205.1	242.8	305.1	392.1	493.4	600.2
189.0	224.2	262.9	327.0	416.2	519.5	625.1
195.0	239.0	289.0	357.4	449.1	558.0	665.8
197.5	249.3	311.4	389.3	490.6	601.9	717.3
196.5	254.1	327.5	418.5	528.0	650.2	775.9
190.3	254.1	337.5	441.8	559.5	688.6	827.4
175.2	245.3	338.5	455.4	583.6	721.1	869.6
147.5	219.9	321.7	453.9	591.1	731.4	891.7
103.3	164.1	268.4	410.2	559.0	707.0	867.3
64.1	102.3	192.3	317.2	465.2	599.9	771.8
45.0	62.1	110.1	200.8	320.2	447.1	576.3
37.4	45.7	62.8	110.6	192.5	275.5	362.4
32.4	36.9	43.7	63.1	98.0	146.8	201.8
24.1	26.9	30.2	41.5	61.8	90.7	138.0
9.8	11.1	12.3	16.6	38.0	52.3	56.0
0.0	0.0	0.0	0.0	0.0	0.0	0.0

(END OF REPORT)